



ASV 2021
40TH ANNUAL MEETING July 19-23



Oral Presentation

Brilacidin, a Host Defense Protein/Peptide Mimetic, Shows Potential as a Broad-Spectrum Inhibitor of Acutely Infectious Viruses

Michael Barrera¹, Allison Bakovic¹, Miata Smith¹, Carol Anderson¹, Niloufar Boghdeh¹, Kyle Weston², Jane Harness²,
Aarthi Narayanan^{1, 3}

¹College of Science, George Mason University

²Innovation Pharmaceuticals

³American Type Culture Collection (ATCC)

Abstract ID #: 3562525; Session: W28 Antiviral Therapies II; Session Day & Time: July 21, 2021 (6:00 PM to 9:00 PM); Program Number: W28-3

Contents

Background: Brilacidin as a peptidomimetic
Acutely infectious viruses (targets)

Unmet Need and Proposed Solution

Results: Coronaviruses (SARS-CoV-2)
Alphaviruses (VEEV, EEEV)
Bunyaviruses (RVFV)

Ongoing Research and Future Directions



**A First-in-Class Host Defense Protein
(HDP)/Defensin Mimetic**

Brilacidin: The Molecule

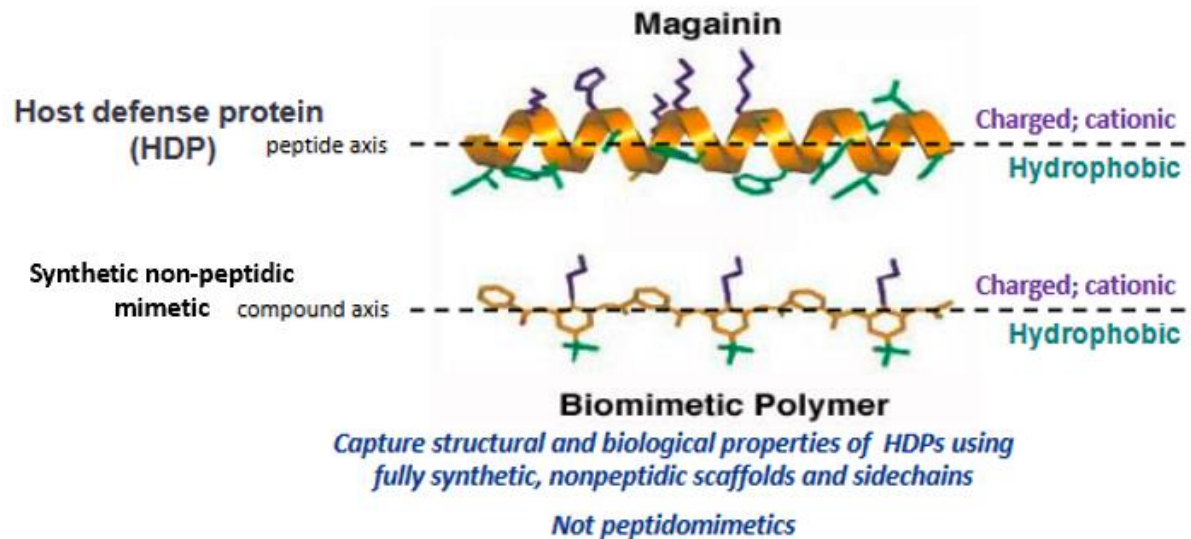
Host Defense Protein (HDP)/Defensin Mimetic

Brilacidin is a fully synthetic, non-peptidic, small molecule HDP/Defensin Mimetic

Design Approach

Biological activities of defensins depend on an amphiphilic helix

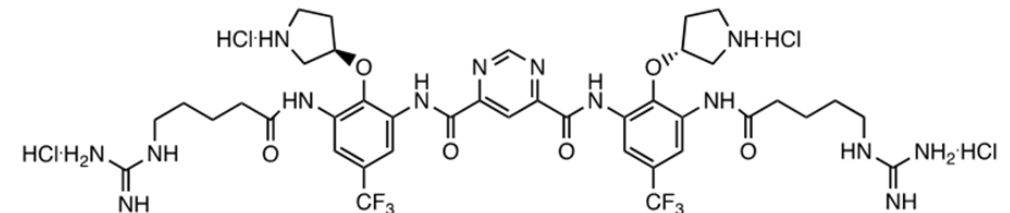
- Cationic (charged)
- Hydrophobic



Brilacidin is the result of *de novo* biocomputational drug design, producing a drug candidate exhibiting tailored exposure and efficacy across multiple clinical indications

Brilacidin

- Mimics HDP/Defensin structure and activity

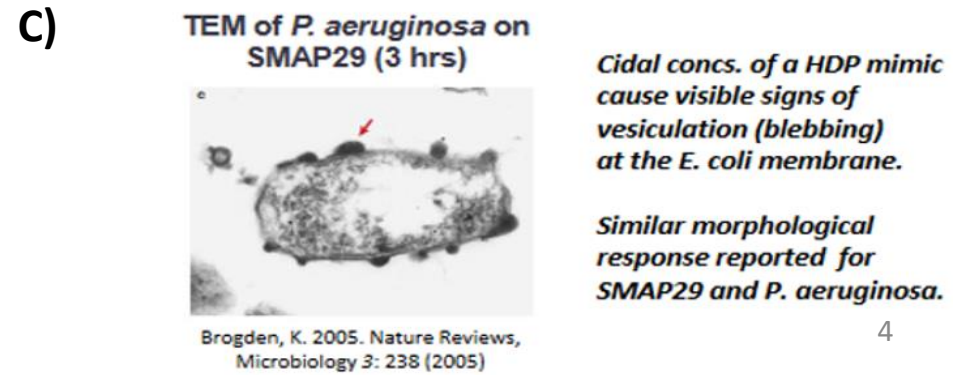
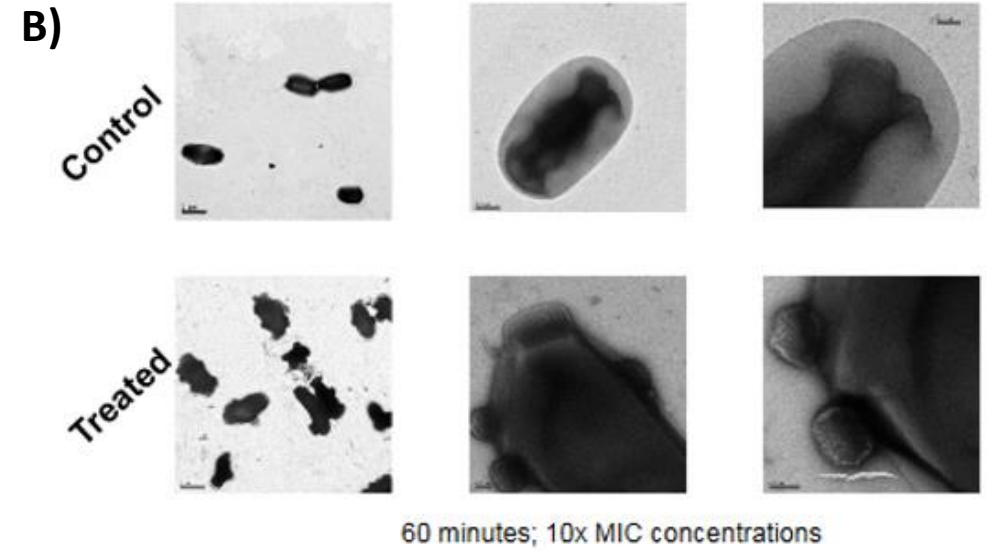
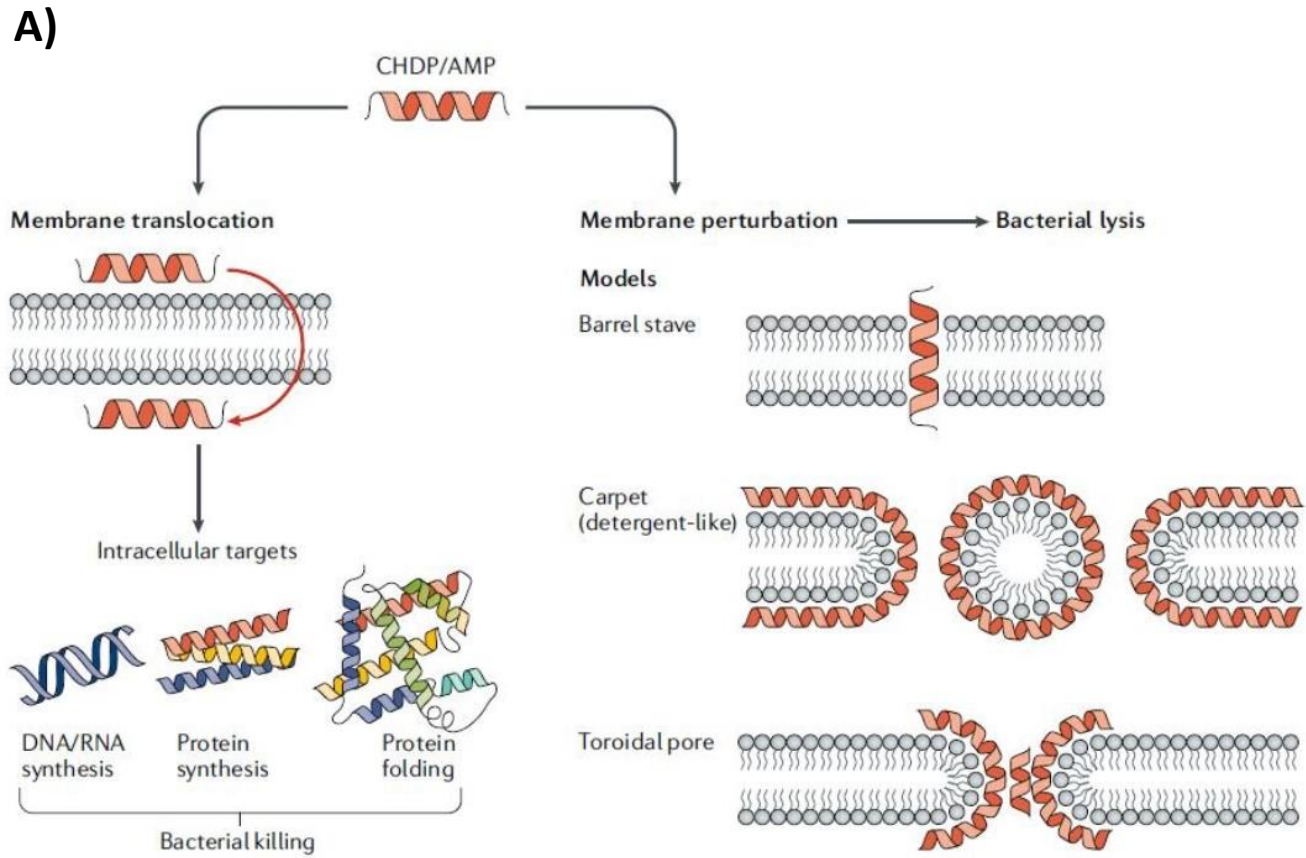


Molecular Wt: 1082.7 (tetrahydrochloride)
936.9 (free base)

See: Scott RW and Tew GN (2017). "Mimics of Host Defense Proteins; Strategies for Translation to Therapeutic Applications" ([pdf](#)). *Current Topics in Medicinal Chemistry*; 17:576-89; Som A, et al (2012). "[Identification of Synthetic Host Defense Peptide Mimics That Exert Dual Antimicrobial and Anti-Inflammatory Activities.](#)" *Clin Vaccine Immunol*; 19(11):1784-91; Ergene C, et al (2018). "[Biomimetic Antimicrobial Polymers: Recent Advances in Molecular Design.](#)" ([pdf](#)) Review Article. *Polym. Chem.*, 2018, 9, 2407-2427; Scott RW, DeGrado WF, Tew GN (2008). "[De Novo Designed Synthetic Mimics of Antimicrobial Peptides.](#)" *Curr Opin Biotechnol*; 19:620-7.

Brilacidin: Mechanism of Action— (Antimicrobial - Bacteria)

Disrupts Membrane Integrity (Polarity) of Pathogens Leading to Bacterial Cell Death

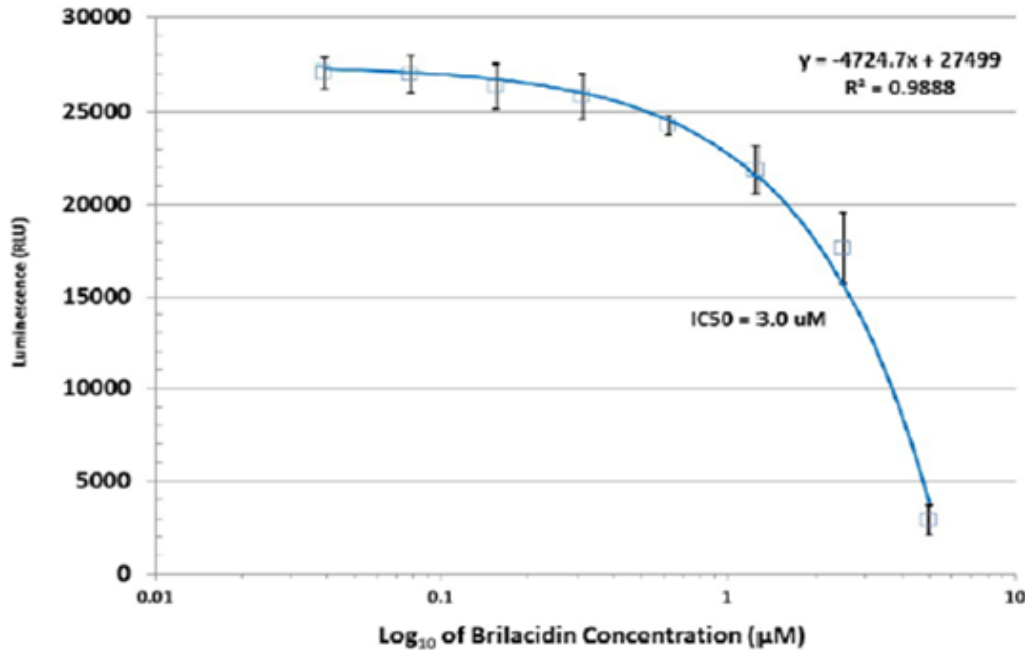


Brilacidin: Mechanism of Action— (Immunomodulatory)



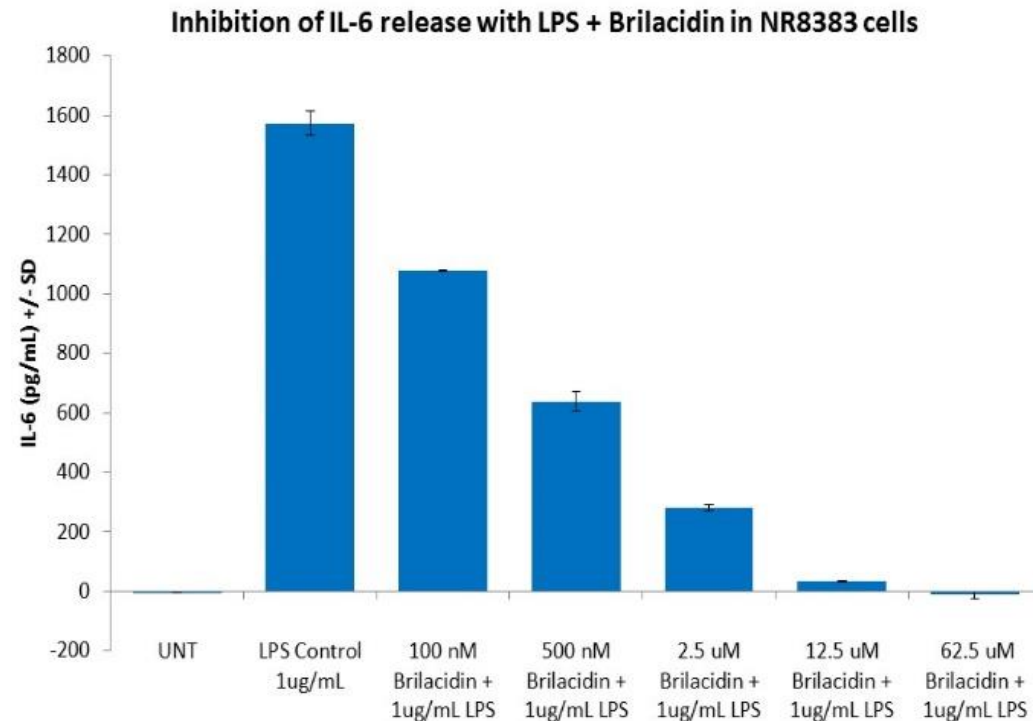
Inhibits PDE4/PDE3 through Cyclic AMP/GMP Pathways Reducing Inflammation (via Cytokines/Chemokines)

Brilacidin inhibits PDE4



Brilacidin has been shown to inhibit numerous pro-inflammatory cytokines and chemokines, e.g., TNF- α , IL-1 β , IL-6, IL-8, MIP2- α , MCP-1, MMP-9, and CINC-3

Brilacidin inhibits IL-6 release

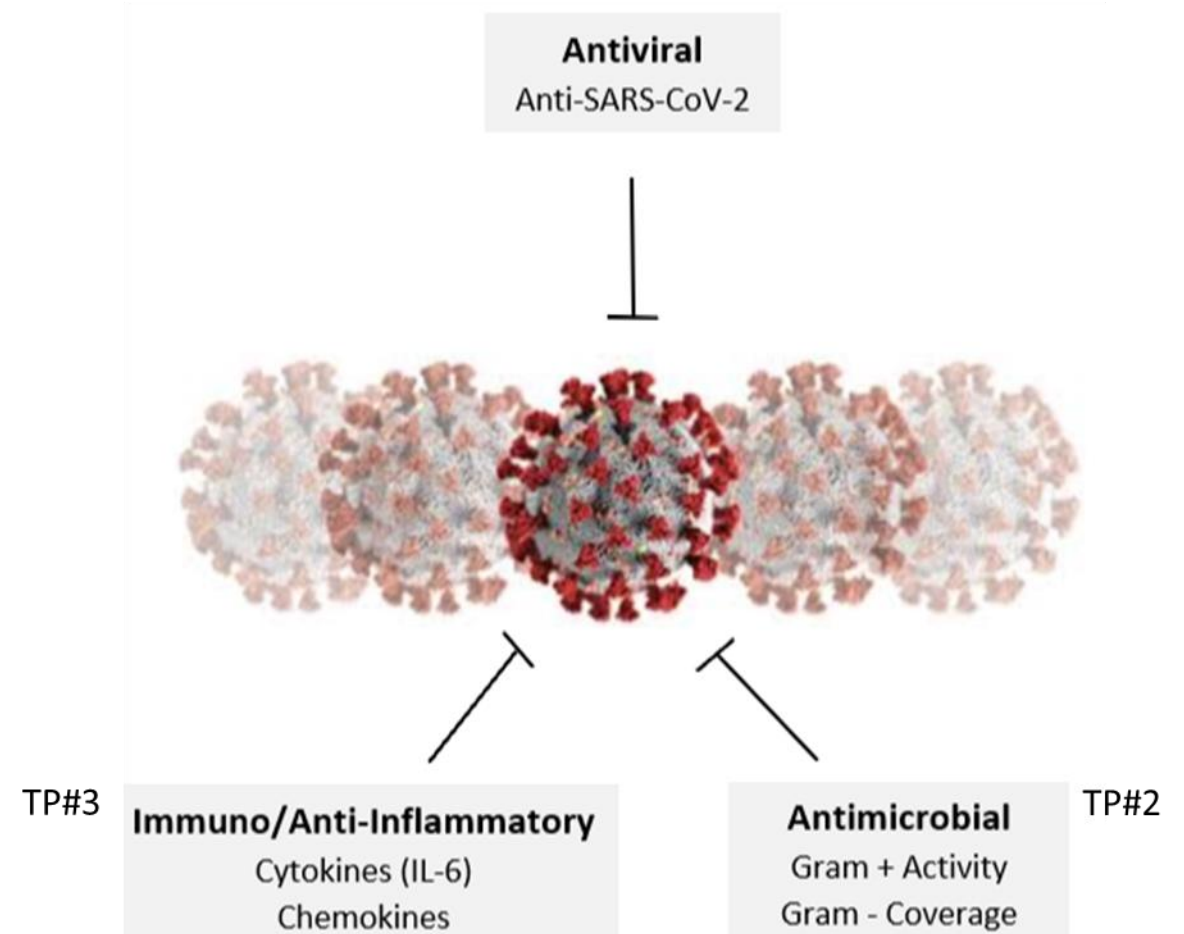


Brilacidin: Therapeutic Profile

Completed Successful Phase 2 Trials

- **Acute Bacterial Skin and Skin Structure Infection (ABSSSI)** (FDA QIDP): Phase 2b ([NCT02052388](#)), *intravenous delivery*
- **Inflammatory Bowel Disease (IBD)**: Phase 2 Proof-of-Concept in Ulcerative Proctitis/Ulcerative Proctosigmoiditis (UP/UPS), *enema formulation*; currently being [developed](#) as an *oral tablet* in Ulcerative Colitis (UC), Phase 2 planning underway
- **Oral Mucositis (OM)** (FDA Fast Track): Phase 2 ([NCT02324335](#)), *oral rinse delivery*; Phase 3 planning underway

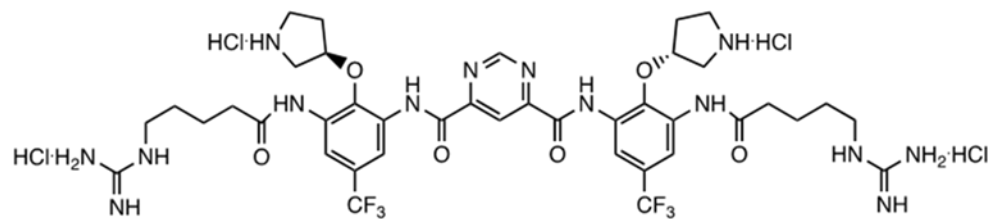
3-in-1 Combination of Therapeutic Properties (TP)



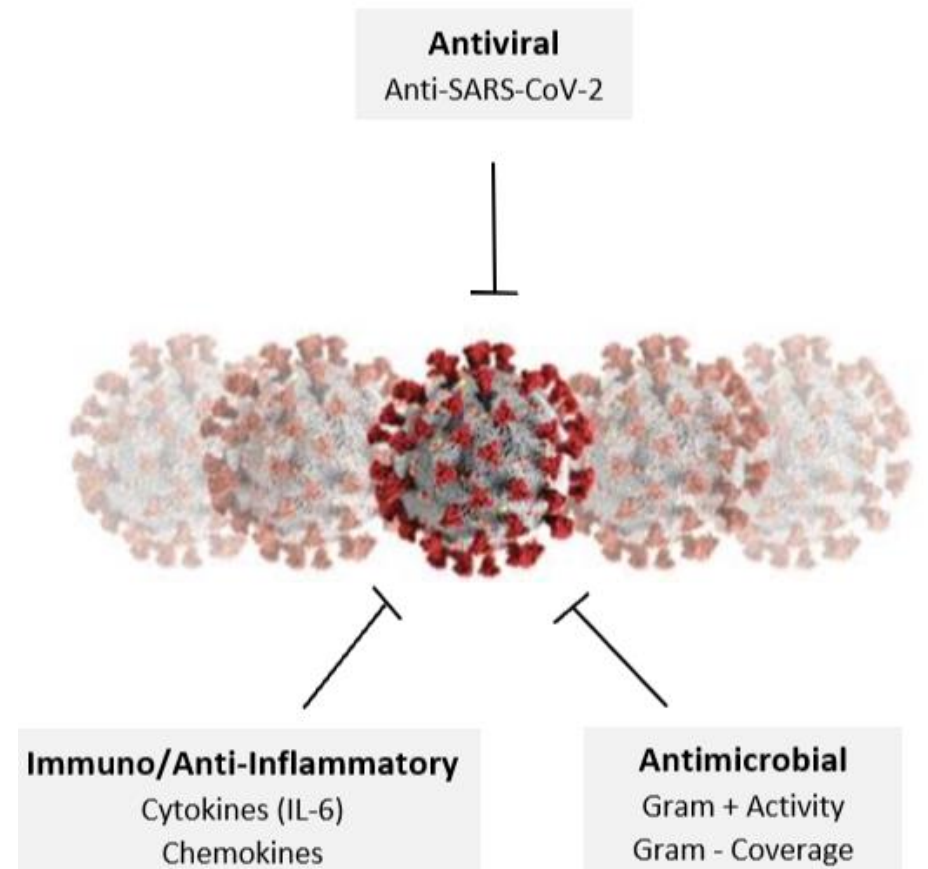
Unmet Need and Proposed Solution

Brilacidin

- A broad-spectrum antiviral therapeutic/prophylactic intervention strategy
- Robust immunomodulatory properties
- Broadly antimicrobial (secondary infections)
- Well-tolerated in humans

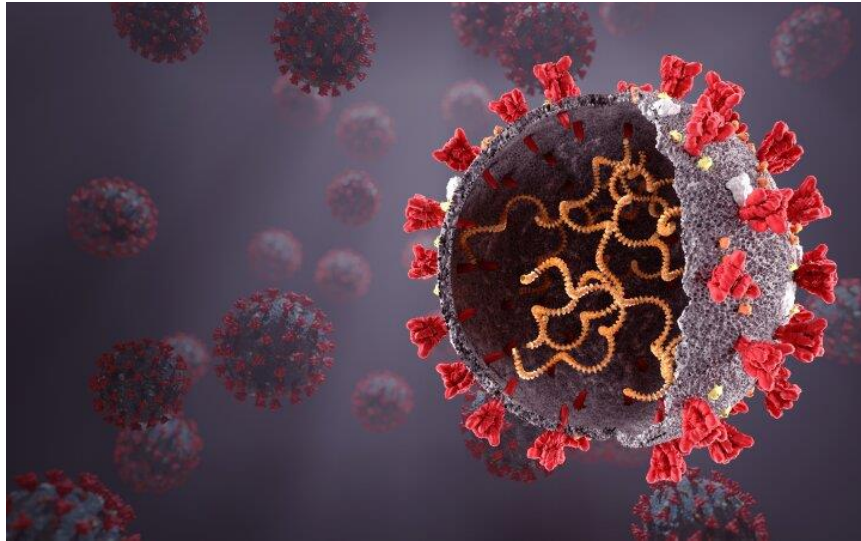


Molecular Wt: 1082.7 (tetrahydrochloride)
936.9 (free base)



Acutely Infectious Virus Targets

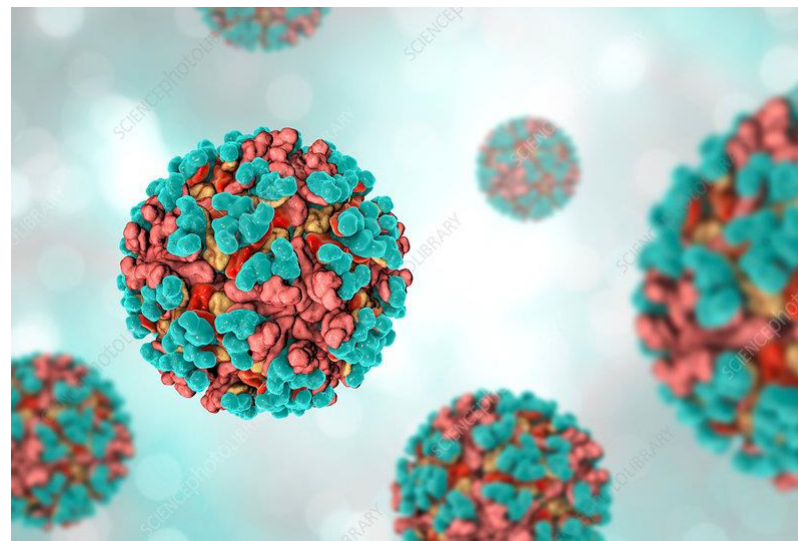
(Respiratory and/or Aerosolized Pathogens)



<https://www.geneproof.com/geneproof-sars-cov-2>

Coronavirus

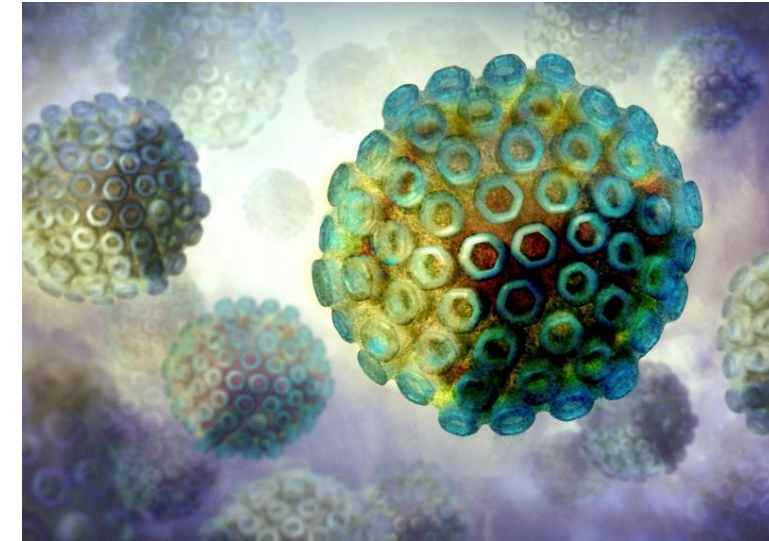
SARS-CoV-2
SARS-CoV
MERS-CoV
Human (Endemic) CoVs



<https://www.sciencephoto.com/media/879506/view/venezuelan-equine-encephalitis-virus-illustration>

Alphavirus

Venezuelan Equine Encephalitis Virus
Eastern Equine Encephalitis Virus



<https://medicalxpress.com/news/2015-05-rift-valley-fever-virus-proteins.html>

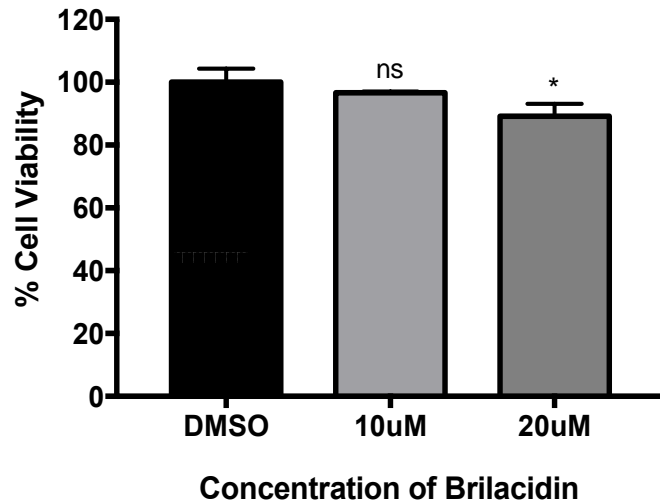
Bunyavirus

Rift Valley Fever Virus

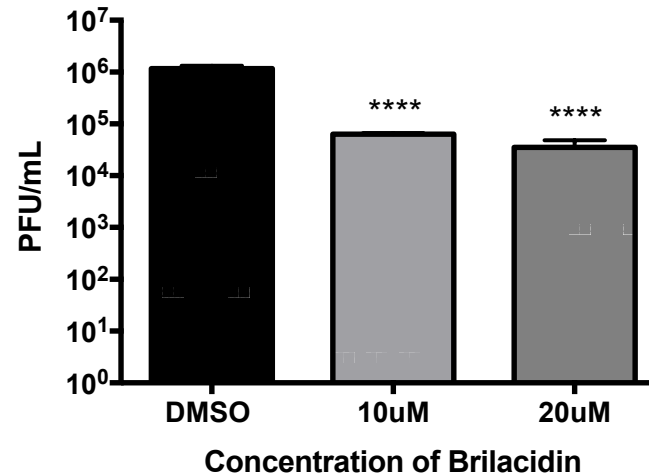
Results – Coronavirus (SARS-CoV-2) PoC*: Inhibitory Potential



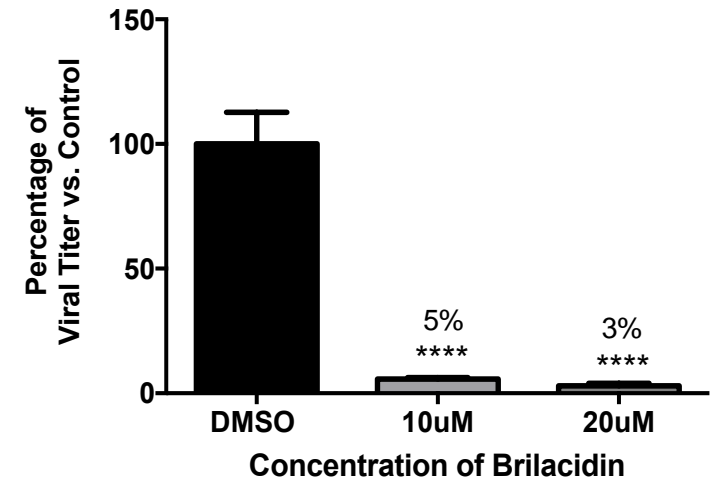
B) Cytotoxicity in Calu-3 Cells, 24 hpt



SARS-CoV-2 (Direct) MOI: 0.1
Calu-3 Efficacy, 24 hpi



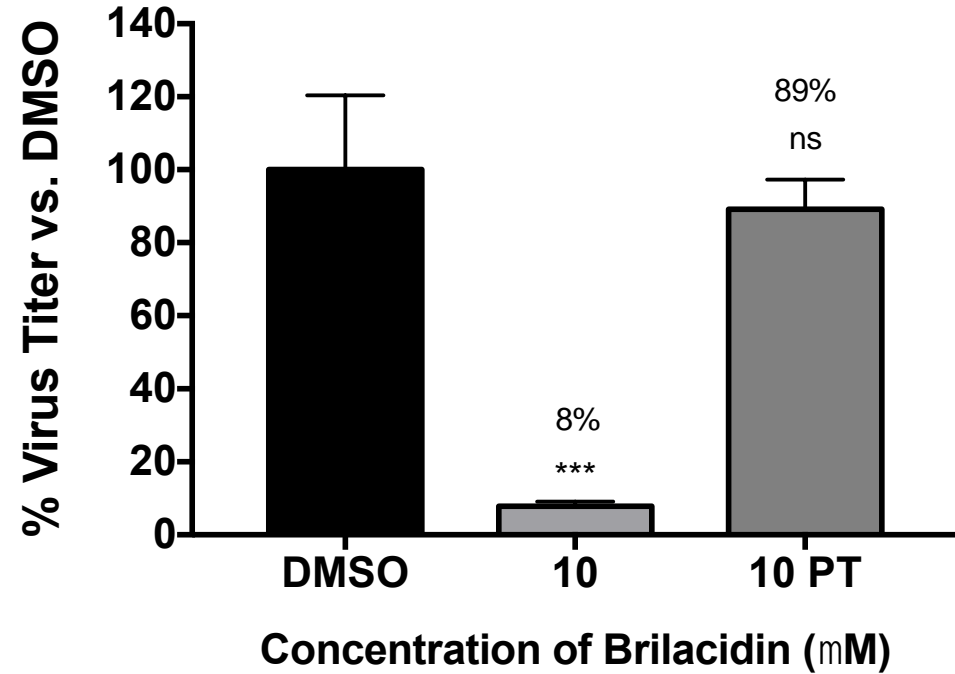
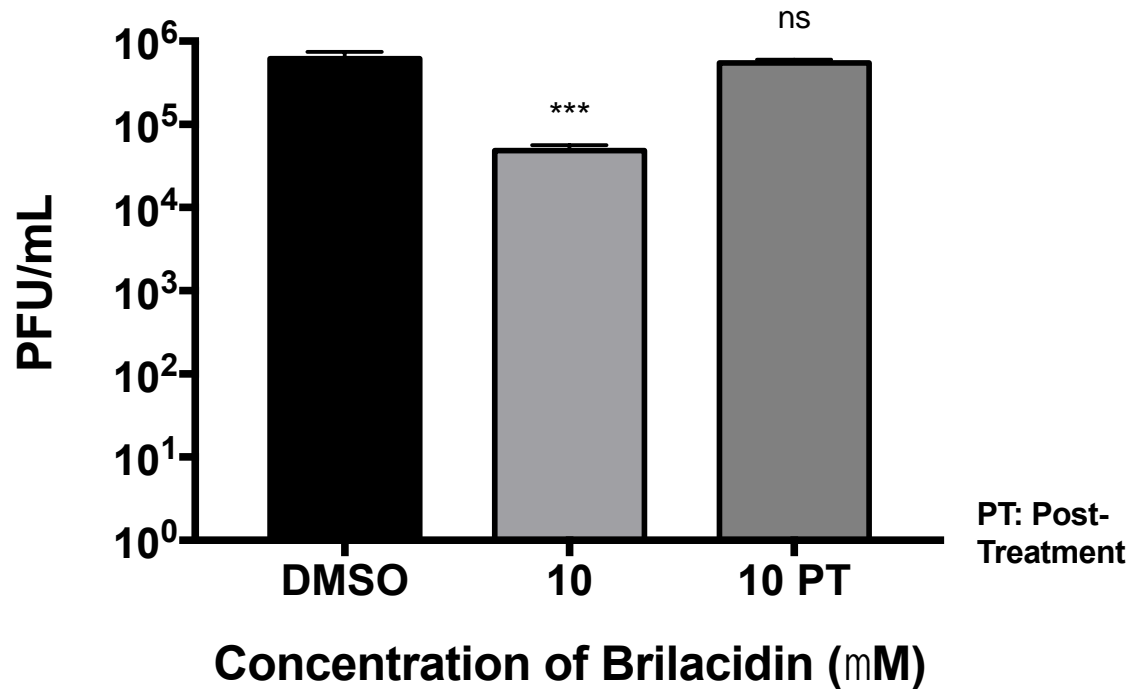
SARS-CoV-2 (Direct) MOI: 0.1
Calu-3 Efficacy, 24 hpi



CC50 = 241µM

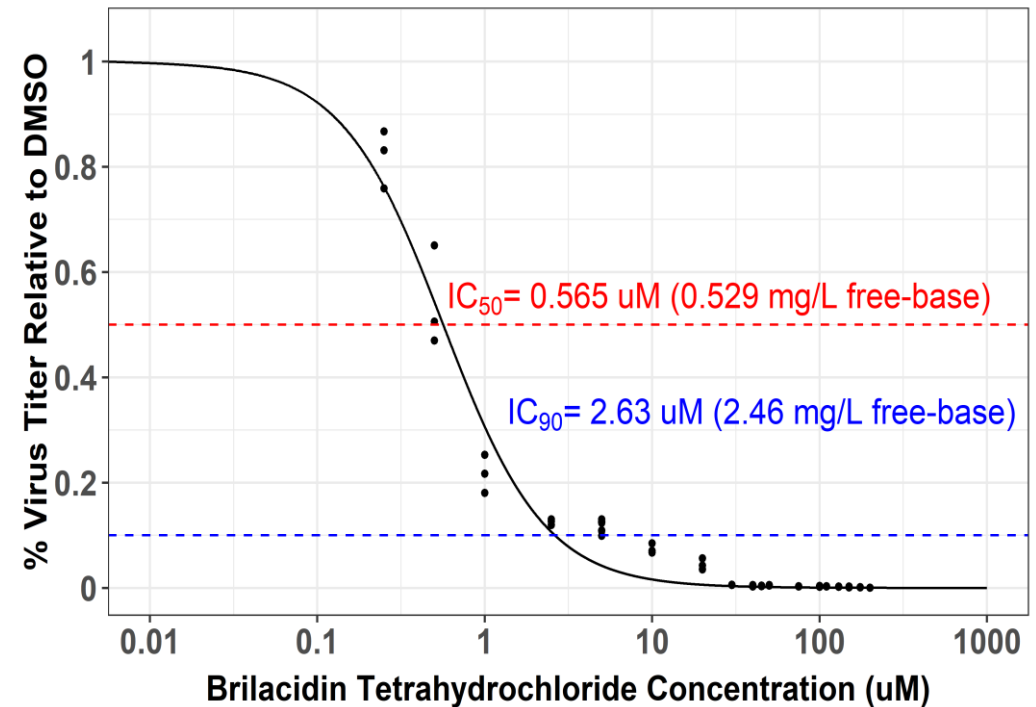
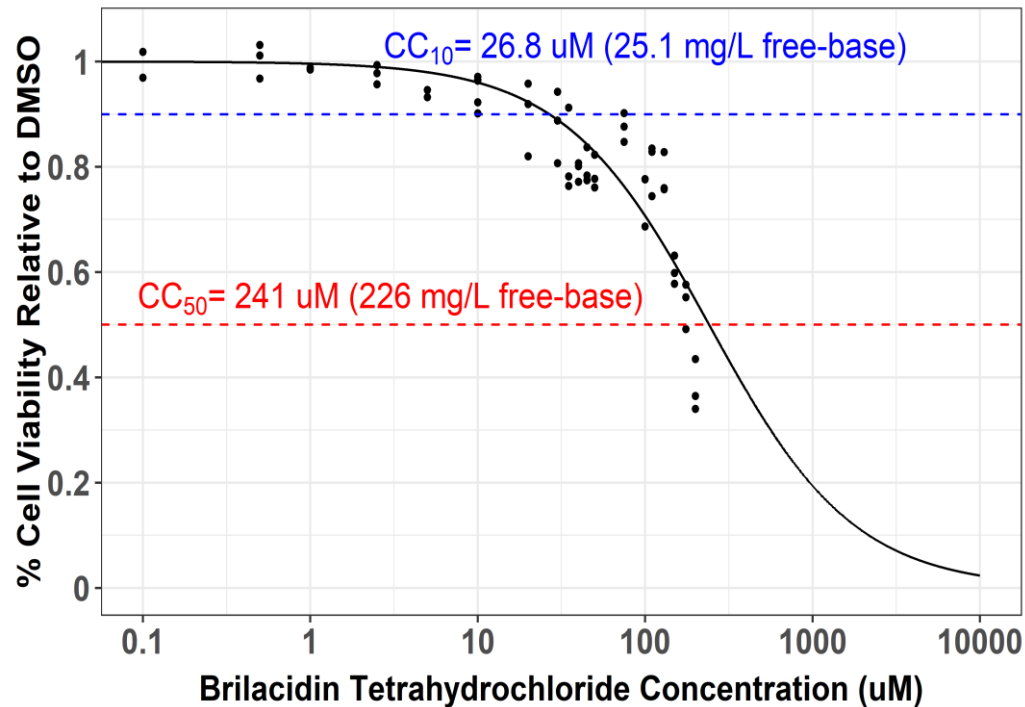
*Proof of Concept

Results – Coronavirus (SARS-CoV-2) Primary MOA*: Direct Impact on Virus



*Mechanism of Action

Results – Coronavirus (SARS-CoV-2) CC50, IC50 and SI*

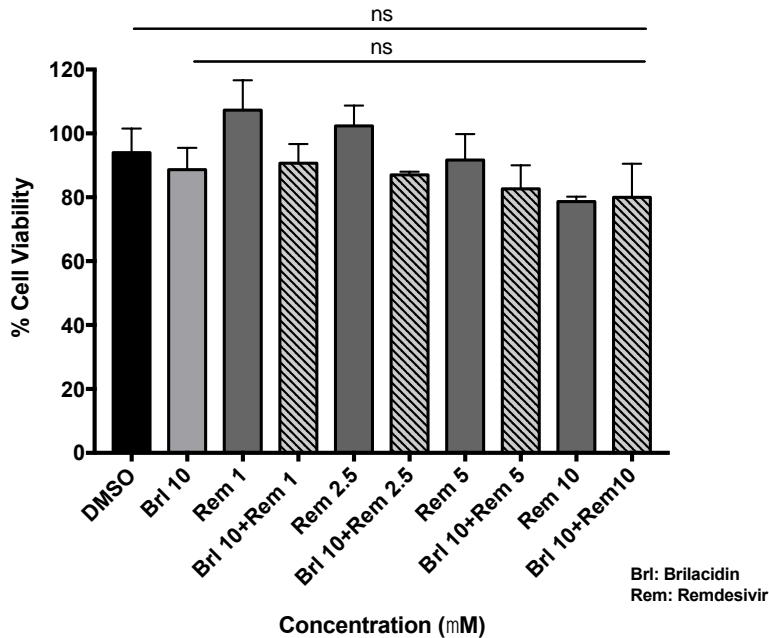


***Selectivity Index:** Brillacidin achieved 90% inhibition at a concentration of 2.63 μM and 50% inhibition at 0.565 μM , yielding a Selectivity Index of 426 ($CC_{50} = 241 \text{ } \mu\text{M} / IC_{50} = 0.565 \text{ } \mu\text{M}$)

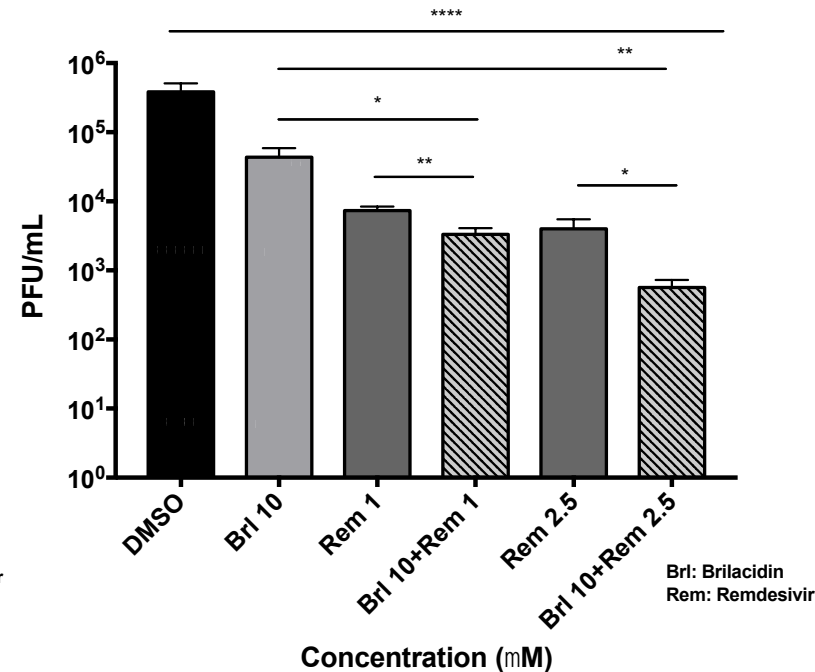
Results – Coronavirus (SARS-CoV-2) Synergy with Remdesivir



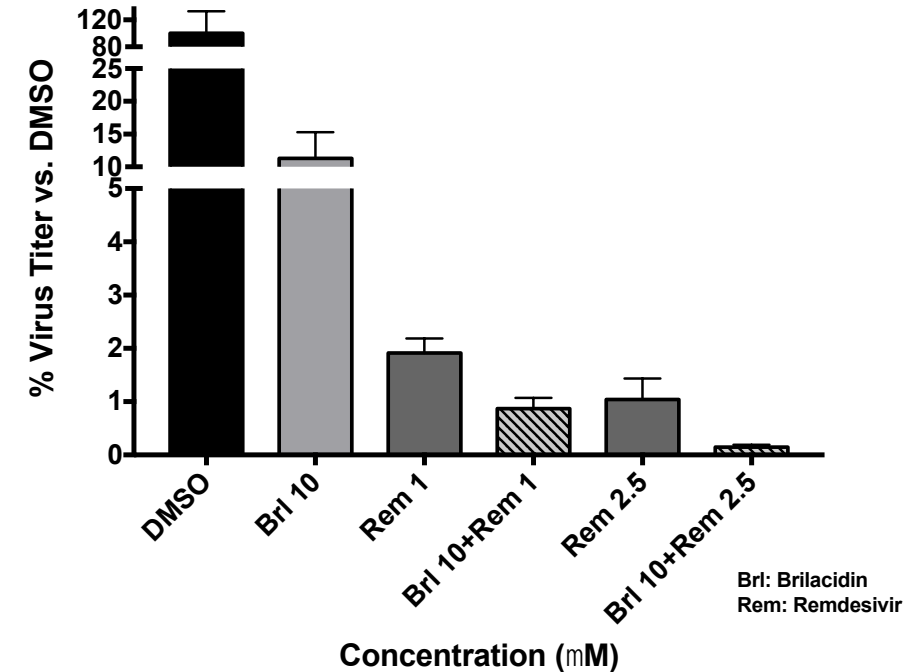
Remdesivir + Brilacidin
Synergy Toxicity: Calu-3 Cells, 24 hpt



Remdesivir + Brilacidin
Synergy Efficacy: Calu-3 Cells
MOI 0.05, 24 hpi



Remdesivir + Brilacidin
Synergy Efficacy: Calu-3 Cells
MOI 0.05, 24 hpi

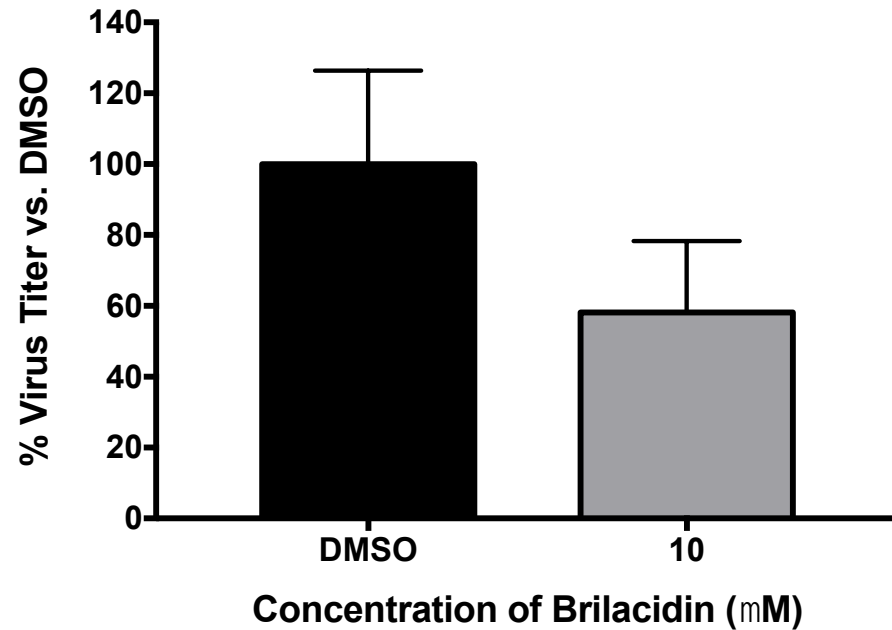


Results – Coronavirus (SARS-CoV-2)

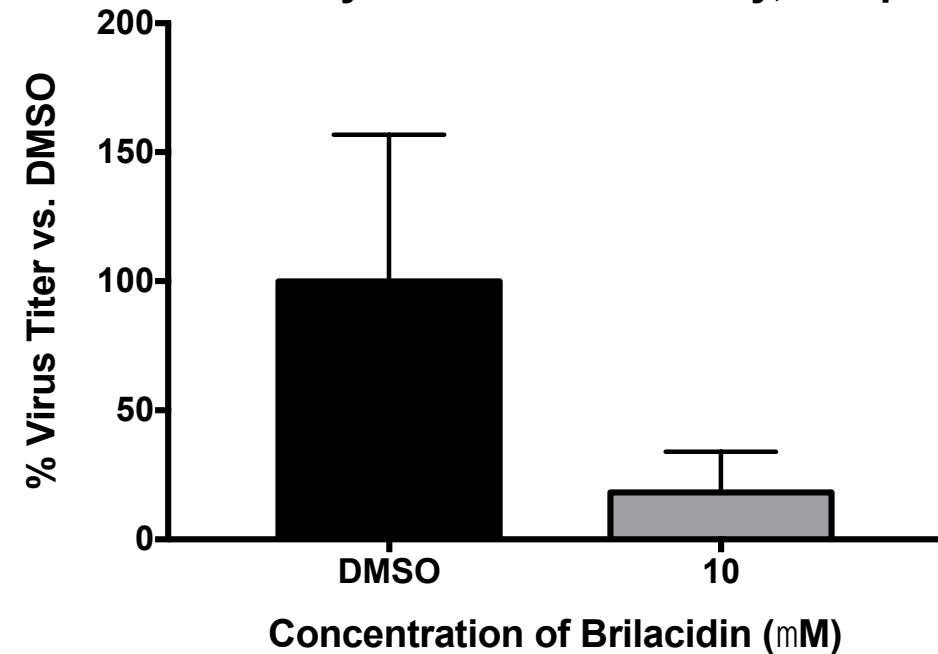
Inhibitory Potential: Cell Type Independent



SARS-CoV-2 (Direct) MOI: 0.05
Caco-2 Efficacy, 24 hpi

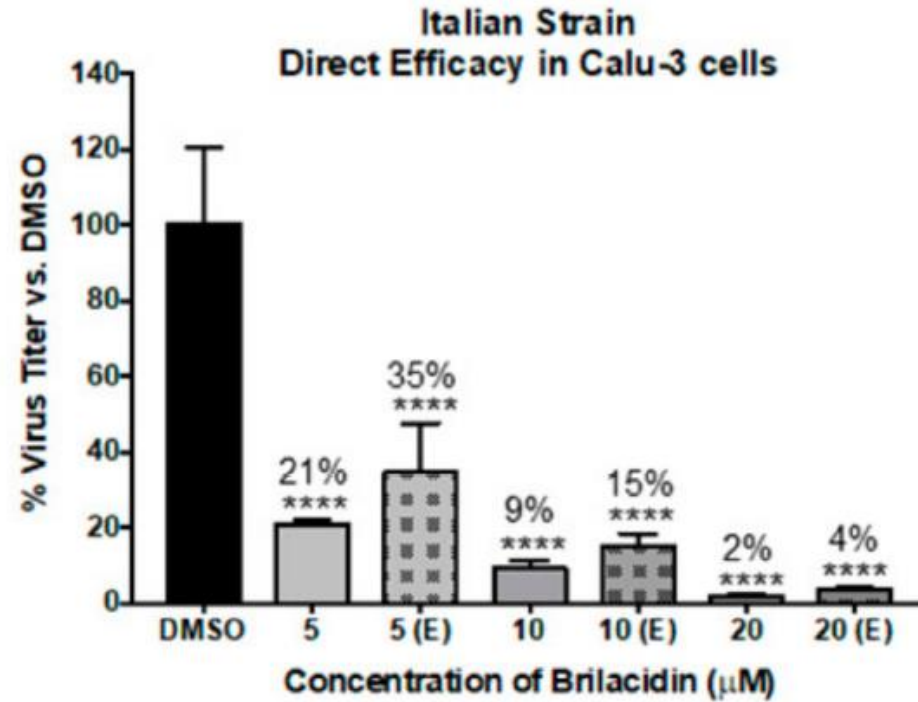
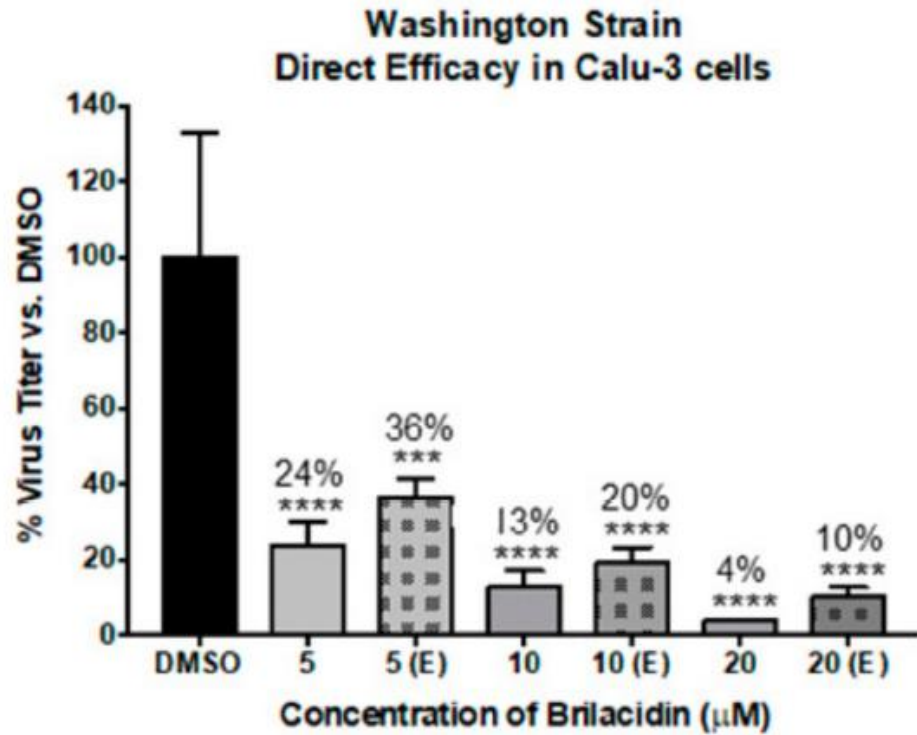


SARS-CoV-2 (Direct) MOI: 0.05
Primary Fibroblasts Efficacy, 24 hpi



Results – Coronavirus (SARS-CoV-2)

Inhibitory Potential: Extends to Different Strains




Brilacidin – In-Human Trial

Brilacidin for COVID-19—Phase 2 Clinical Trial Fully Enrolled

Randomized, Placebo-Controlled; Moderate-to-Severe COVID-19; FDA Fast Track Designated

Study Design

Go to

Study Type  : Interventional (Clinical Trial)

Estimated Enrollment  : 120 participants

Allocation: Randomized

Intervention Model: Parallel Assignment

Masking: Quadruple (Participant, Care Provider, Investigator, Outcomes Assessor)

Primary Purpose: Treatment

Official Title: A Phase 2, Randomized, Double-blind, Placebo-controlled, Multi-center Study to Evaluate the Efficacy and Safety of Brilacidin in Hospitalized Participants With COVID-19

Actual Study Start Date  : February 22, 2021

Estimated Primary Completion Date  : June 2021

Estimated Study Completion Date  : July 2021

- *Trial 100% enrolled*
- *Dosing Increased to 5 Days from 3 Days [based](#) on DMC recommendation*

Primary Endpoint

- Time to sustained recovery through Day 29 using a clinical status ordinal scale based on that used in the series of National Institute of Allergy and Infectious Diseases (NIAID) Adaptive COVID-19 Treatment Trials (ACTTs)

Additional Endpoints

Including:

- In-hospital outcomes (e.g., duration of hospitalization, time to discharge)
- All-cause mortality
- Measurement of disease biomarkers (e.g., CRP, ferritin) and inflammation-related biomarkers (e.g., IL-1 β , IL-6, IL-10, total IL-18, TNF- α)
- Changes to SARS-CoV-2 viral load

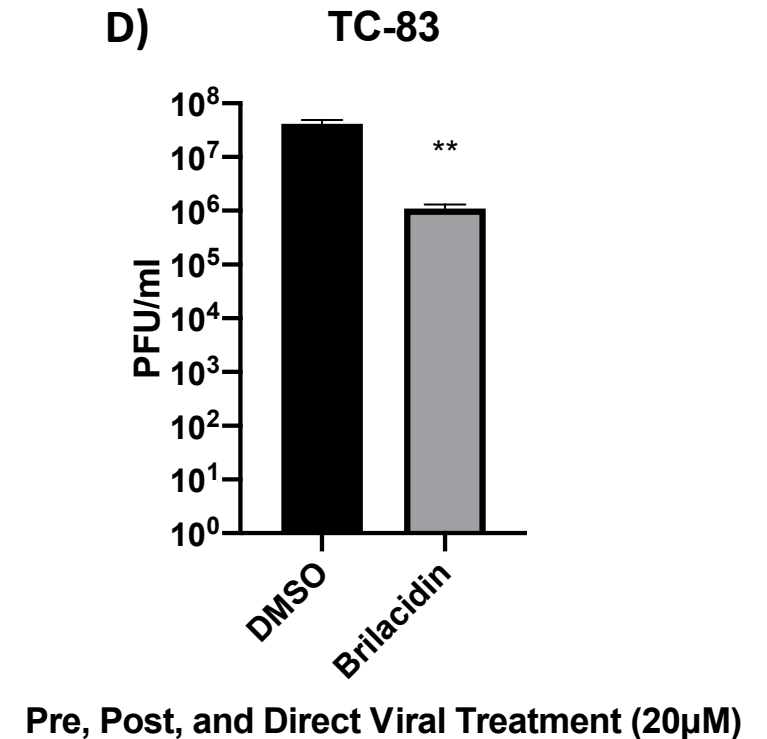
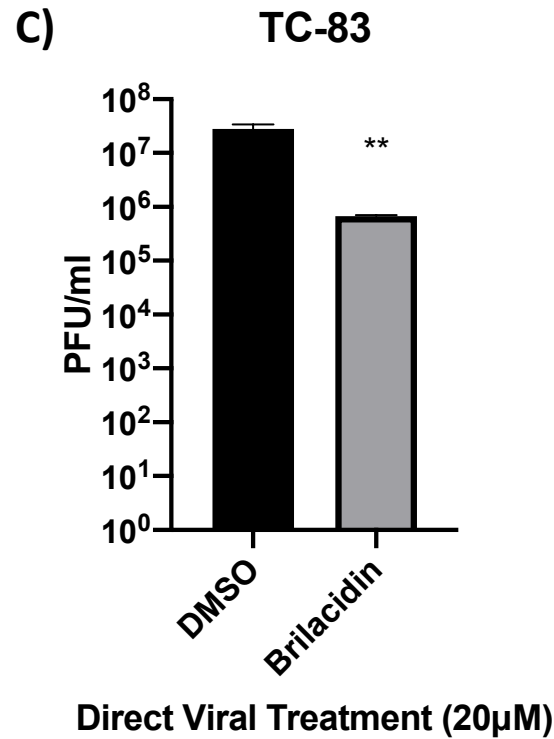
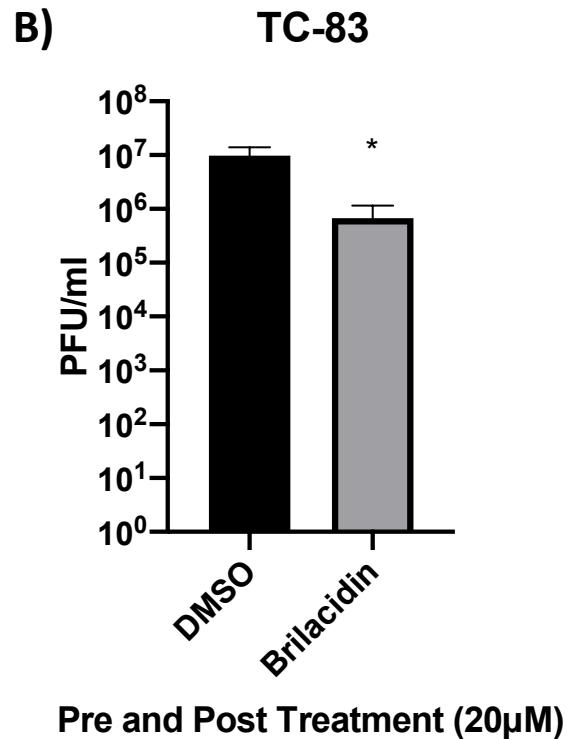
Brilacidin: Coronaviruses – Salient Observations



- Inhibition appears to impact viral integrity in a manner that interferes with entry and/or early post-entry steps
- Inhibition extends to different strains of SARS-CoV-2 (alpha, beta, gamma and delta strain assessments are planned)
- Synergistic activity with remdesivir without any apparent increase in toxicity
- Cell type independent inhibition of SARS-CoV-2 (Calu-3, Caco-2, primary lung fibroblasts)

Results – Alphavirus (VEEV) PoC*: Inhibitory Potential

TC-83 infection of U87MG cells followed by quantification of infectious titer by plaque assay in Vero cells

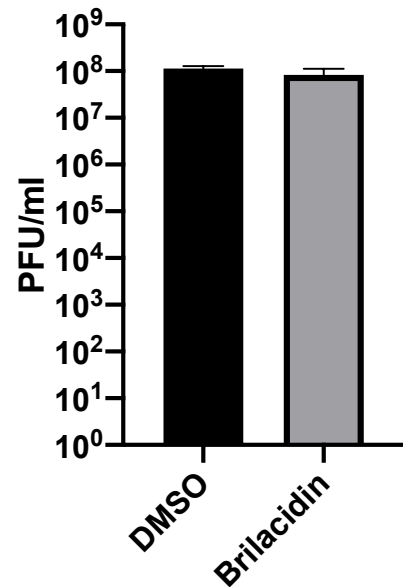


*Proof of Concept

Results – Alphavirus Broad-Spectrum Inhibition

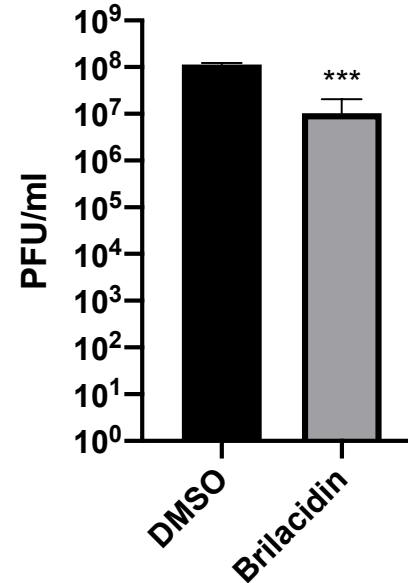


B) VEEV TrD



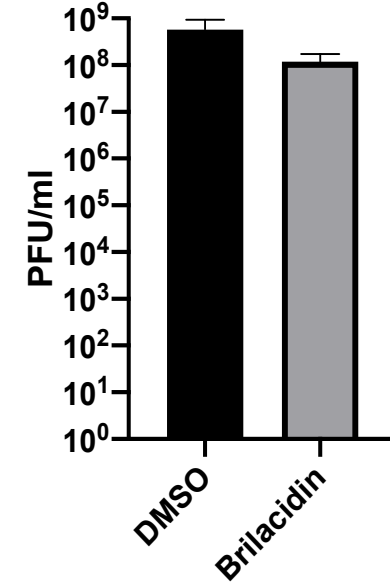
Pre and Post Treatment (20µM)

C) VEEV TrD



Pre, Post, and Direct Viral Treatment (20µM)

D) EEEV

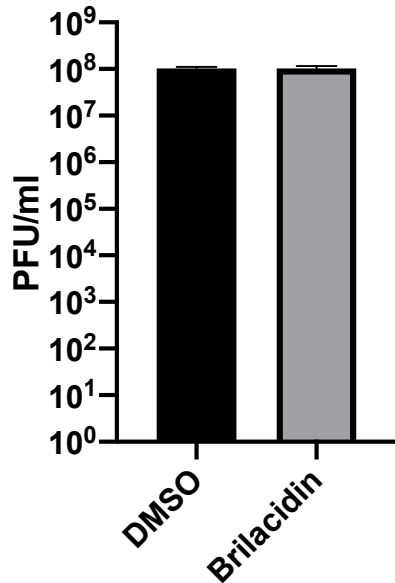


Pre, Post, and Direct Viral Treatment (20µM)

Results – Bunyavirus (RVFV) PoC*: Inhibitory Potential

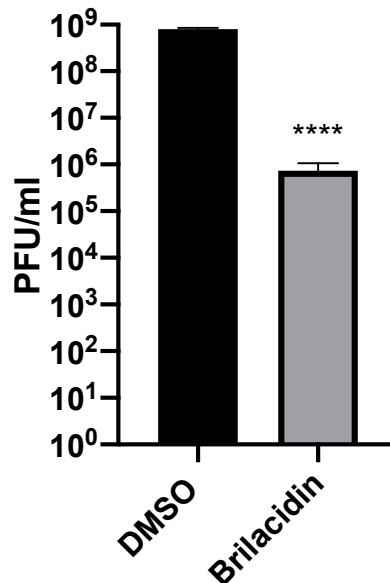


B) RVFV MP-12



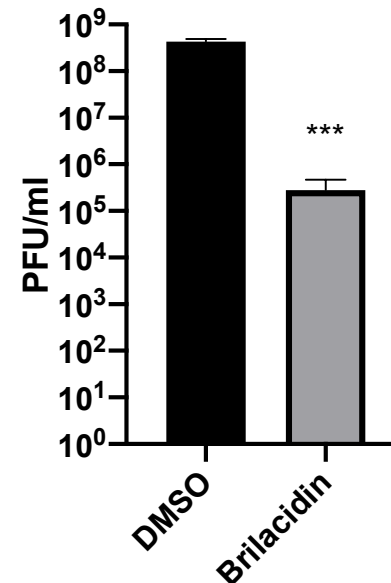
Pre and Post Treatment (20μM)

C) RVFV MP-12



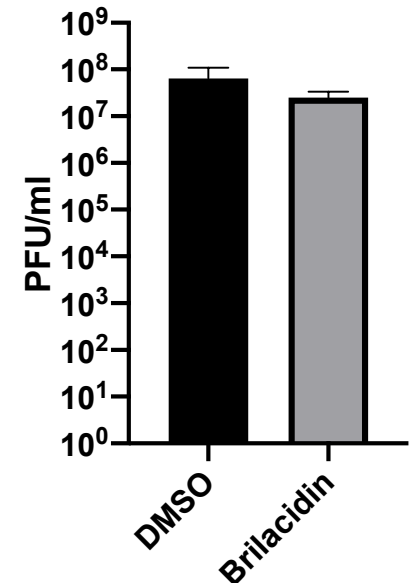
Direct Viral Treatment (20μM)

D) RVFV MP-12



Pre, Post, and Direct Viral Treatment (20μM)

E) RVFV MP-12



Post Treatment (20μM)

*Proof of Concept

Conclusion: Brilacidin Exhibits Broad-Spectrum Antiviral Properties



- Inhibition appears to impact viral integrity in a broad-spectrum manner by interfering with viral entry and/or early post-entry steps – Post-entry mechanisms remain to be investigated
- Cell type independent inhibition that extends to multiple cell types

Ongoing and Future Studies

Ongoing Studies

- Additional research with coronaviruses, alphaviruses and bunyaviruses
- Expansion to other cell types and in vivo models (SARS-CoV-2)
- Mechanisms of action insights—impact on entry and post-entry stages

Future Studies

- Exploratory work on the anti-inflammatory properties of the compound during infection
- Testing Brilacidin against new SARS-CoV-2 variants
- Delivery and dosing strategies